
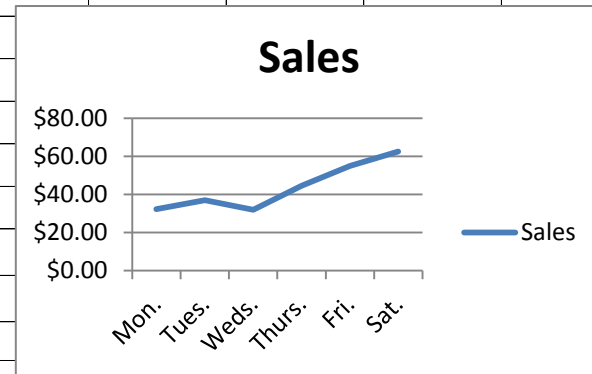


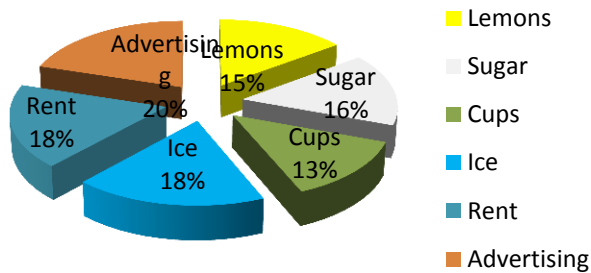
Stephen's Lemonade Stand Income Statement



	Mon.	Tues.	Weds.	Thurs.	Fri.	Sat.	Total
Sales	\$32.35	\$36.95	\$32.02	\$44.52	\$54.95	\$62.54	\$263.33
Expenses							
<i>Lemons</i>	\$6.82	\$6.30	\$6.63	\$8.76	\$9.52	\$10.75	\$48.78
<i>Sugar</i>	\$2.56	\$4.01	\$2.41	\$6.52	\$7.65	\$8.21	\$31.36
<i>Cups</i>	\$5.34	\$3.74	\$4.43	\$3.57	\$5.08	\$2.77	\$24.93
<i>Ice</i>	\$4.76	\$4.73	\$3.03	\$4.60	\$3.44	\$5.08	\$25.64
<i>Rent</i>	\$5.00	\$5.00	\$5.00	\$5.00	\$5.00	\$5.00	\$30.00
<i>Advertising</i>	\$2.51	\$4.80	\$2.27	\$4.50	\$2.08	\$4.92	\$21.08
Total Expenses	\$26.99	\$28.58	\$23.77	\$32.95	\$32.77	\$36.73	\$181.79
Profit	\$5.36	\$8.37	\$8.25	\$11.57	\$22.18	\$25.81	\$81.54



Expense Contributions



Profit and Loss Contributions

